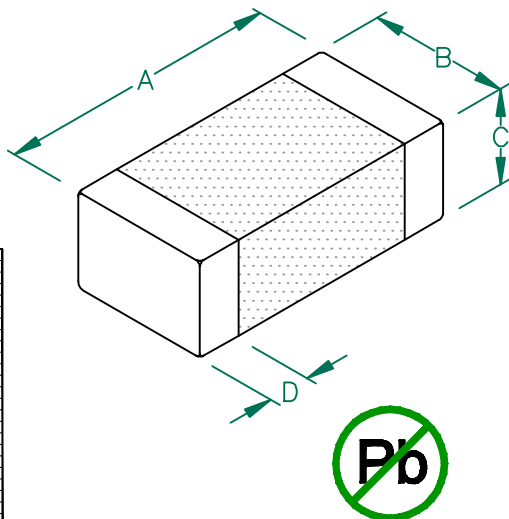


MI1206L501R-10

UNCONTROLLED DOCUMENT

PHYSICAL DIMENSIONS:

A	3.20 [.126]	+ 0.20 [.008]
B	1.60 [.063]	+ 0.20 [.008]
C	1.10 [.043]	+ 0.20 [.008]
D	0.51 [.020]	+ 0.25 [.010]

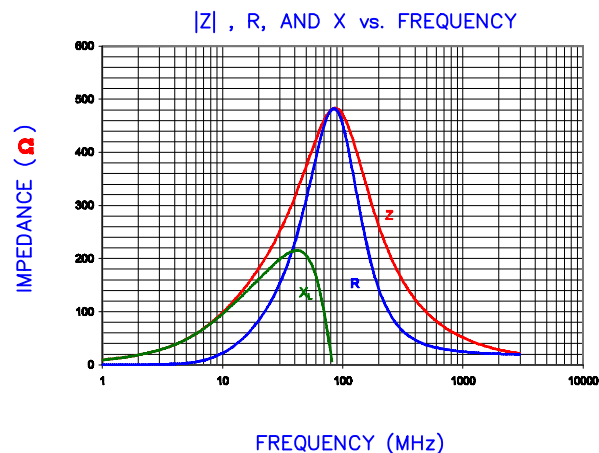
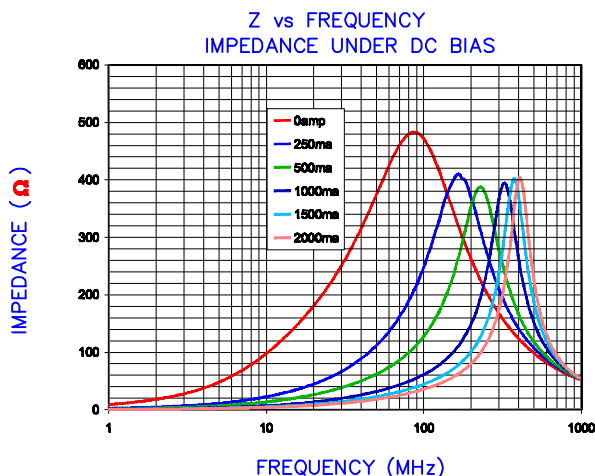


ELECTRICAL CHARACTERISTICS:

Z @ 100MHz (Ω)	DCR (Ω)	Rated Current
Nominal	500	
Minimum	375	
Maximum	625	0.060
		2000 mA

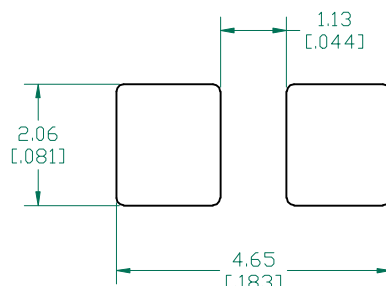
NOTES: UNLESS OTHERWISE SPECIFIED

1. TAPED AND REELED per CURRENT EIA SPECIFICATIONS 7" REELS, 3000 PCS/REEL.
2. TERMINATION FINISH IS 100% TIN.
3. COMPONENTS SHOULD BE ADEQUATELY PREHEATED BEFORE SOLDERING.



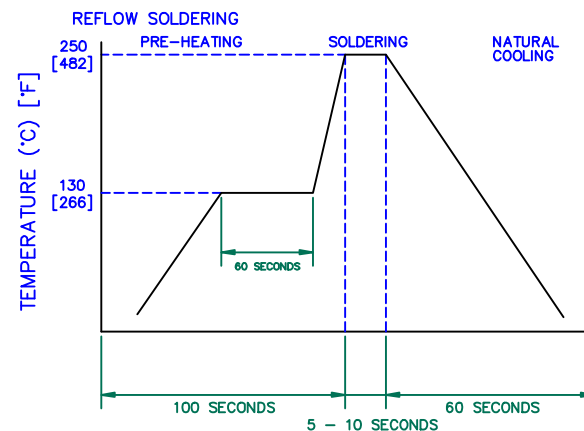
Z **R** **X_L**

LAND PATTERNS FOR REFLOW SOLDERING



(For wave soldering, add 0.762 (.030) to this dimension)

RECOMMENDED SOLDERING CONDITIONS



DIMENSIONS ARE IN mm [INCHES].				This print is the property of Laird Tech. and is loaned in confidence subject to return upon request and with the understanding that no copies shall be made without the written consent of Laird Tech. All rights to design or invention are reserved.			
				Laird TECHNOLOGIES			
PROJECT/PART NUMBER:				REV	PART TYPE:	DRAWN BY:	
MI1206L501R-10				B	CO-FIRE	TMB	
B	UPDATE COMPANY LOGO	08/25/08	JRK	DATE:	03/26/04	SCALE:	NTS
A	ORIGINAL DRAFT	03/26/04	TMB	GAD #	MI1206L501R-10-B	TOOL #	-
REV	DESCRIPTION	DATE	INT			SHEET: 2 of 2	